

<-) **DISCLAIMER** (->

The information contained in this file is strictly for academic use alone. Outlaw Labs will bear no responsibility for any use otherwise. It would be wise to note that the personnel who design and construct these devices are skilled physicists and are more knowledgeable in these matters than any layperson can ever hope to be... Should a layperson attempt to build a device such as this, chances are s/he would probably kill his/herself not by a nuclear detonation, but rather through radiation exposure. We here at Outlaw Labs do not recommend using this file beyond the realm of casual or academic curiosity.

-----  
-----  
--> **Table of Contents** <--  
-----  
-----

**I. The History of the Atomic Bomb**

- A). Development (The Manhattan Project)
- B). Detonation
  - 1). Hiroshima
  - 2). Nagasaki
  - 3). Byproducts of atomic detonations
  - 4). Blast Zones

**II. Nuclear Fission/Nuclear Fusion**

- A). Fission (A-Bomb) & Fusion (H-Bomb)
- B). U-235, U-238 and Plutonium

**III. The Mechanism of The Bomb**

- A). Altimeter
- B). Air Pressure Detonator
- C). Detonating Head(s)
- D). Explosive Charge(s)
- E). Neutron Deflector
- F). Uranium & Plutonium
- G). Lead Shield

H). Fuses

**IV. The Diagram of The Bomb**

- A). The Uranium Bomb
- B). The Plutonium Bomb

-----  
-----  
**File courtesy of Outlaw Labs**  
-----  
-----

**I. The History of the Atomic Bomb**

On August 2nd 1939, just before the beginning of World War II, Albert Einstein wrote to then President Franklin D. Roosevelt. Einstein and several other scientists told Roosevelt of efforts in Nazi Germany to purify U-235 with which might in turn be used to build an atomic bomb. It was shortly thereafter that the United States Government began the serious undertaking known only then as the Manhattan Project. Simply put, the Manhattan Project was committed to expedient research and production that would produce a viable atomic bomb.

The most complicated issue to be addressed was the production of ample amounts of 'enriched' uranium to sustain a chain reaction. At the time, Uranium-235 was very hard to extract. In fact, the ratio of conversion from Uranium ore to Uranium metal is 500:1. An additional drawback is that the 1 part of Uranium that is finally refined from the ore consists of over 99% Uranium-238, which is practically useless for an atomic bomb. To make it even more difficult, U-235 and U-238 are precisely similar in their chemical makeup. This proved to be as much of a challenge as separating a solution of sucrose from a solution of glucose. No ordinary chemical extraction could separate the two isotopes. Only mechanical methods could effectively separate U-235 from U-238. Several scientists at Columbia University managed to solve this dilemma.

A massive enrichment laboratory/plant was constructed at Oak Ridge, Tennessee. H.C. Urey, along with his associates and colleagues at Columbia University, devised a system that worked on the principle of gaseous diffusion. Following this process, Ernest O. Lawrence (inventor of the Cyclotron) at the University of California in Berkeley implemented a process involving magnetic separation of the two isotopes.

Following the first two processes, a gas centrifuge was used to further separate the lighter U-235 from the heavier non-fissionable U-238 by their mass. Once all of these procedures had been completed, all that needed to be done was to put to the test the entire concept behind atomic fission. [For more information on these procedures of refining Uranium, see Section 3.]

Over the course of six years, ranging from 1939 to 1945, more than 2 billion dollars were spent on the Manhattan Project. The formulas for refining Uranium and putting together a working bomb were created and seen to their logical ends by some of the greatest minds of our time. Among these people who unleashed the power of the atomic bomb was J. Robert Oppenheimer.

Oppenheimer was the major force behind the Manhattan Project. He literally ran the show and saw to it that all of the great minds working on this project made their brainstorm work. He oversaw the entire project from its conception to its completion.

Finally the day came when all at Los Alamos would find out whether or not The Gadget (code-named as such during its development) was either going to be the colossal dud of the century or perhaps end the war. It all came down to a fateful morning of midsummer, 1945.

At 5:29:45 (Mountain War Time) on July 16th, 1945, in a white blaze that stretched from the basin of the Jemez Mountains in northern New Mexico to the still-dark skies, The Gadget ushered in the Atomic Age. The light of the explosion then turned orange as the atomic fireball began shooting upwards at 360 feet per second, reddening and pulsing as it cooled. The characteristic mushroom cloud of radioactive vapor materialized at 30,000 feet. Beneath the cloud, all that remained of the soil at the blast site were fragments of jade

green radioactive glass. ...All of this caused by the heat of the reaction.

The brilliant light from the detonation pierced the early morning skies with such intensity that residents from a faraway neighboring community would swear that the sun came up twice that day. Even more astonishing is that a blind girl saw the flash 120 miles away.

Upon witnessing the explosion, reactions among the people who created it were mixed. Isidor Rabi felt that the equilibrium in nature had been upset -- as if humankind had become a threat to the world it inhabited. J. Robert Oppenheimer, though ecstatic about the success of the project, quoted a remembered fragment from Bhagavad Gita. "I am become Death," he said, "the destroyer of worlds." Ken Bainbridge, the test director, told Oppenheimer, "Now we're all sons of bitches."

Several participants, shortly after viewing the results, signed petitions against loosing the monster they had created, but their protests fell on deaf ears. As it later turned out, the Jornada del Muerto of New Mexico was not the last site on planet Earth to experience an atomic explosion.

As many know, atomic bombs have been used only twice in warfare. The first and foremost blast site of the atomic bomb is Hiroshima. A Uranium bomb (which weighed in at over 4 & 1/2 tons) nicknamed "Little Boy" was dropped on Hiroshima August 6th, 1945. The Aichi Bridge, one of 81 bridges connecting the seven-branched delta of the Ota River, was the aiming point of the bomb. Ground Zero was set at 1,980 feet. At 0815 hours, the bomb was dropped from the Enola Gay. It missed by only 800 feet. At 0816 hours, in the flash of an instant, 66,000 people were killed and 69,000 people were injured by a 10 kiloton atomic explosion.

The point of total vaporization from the blast measured one half of a mile in diameter. Total destruction ranged at one mile in diameter. Severe blast damage carried as far as two miles in diameter. At two and a half miles, everything flammable in the area burned. The remaining area of the blast zone was riddled with serious blazes that stretched out to the final edge at a little over three miles in diameter. [See diagram below for blast ranges from the atomic blast.]

On August 9th 1945, Nagasaki fell to the same treatment as Hiroshima. Only this time, a Plutonium bomb nicknamed "Fat Man" was dropped on the city. Even though the "Fat Man" missed by over a mile and a half, it still leveled nearly half the city. Nagasaki's population dropped in one split-second from 422,000 to 383,000. 39,000 were killed, over 25,000 were injured. That blast was less than 10 kilotons as well. Estimates from physicists who have studied each atomic explosion state that the bombs that were used had utilized only 1/10th of 1 percent of their respective explosive capabilities.

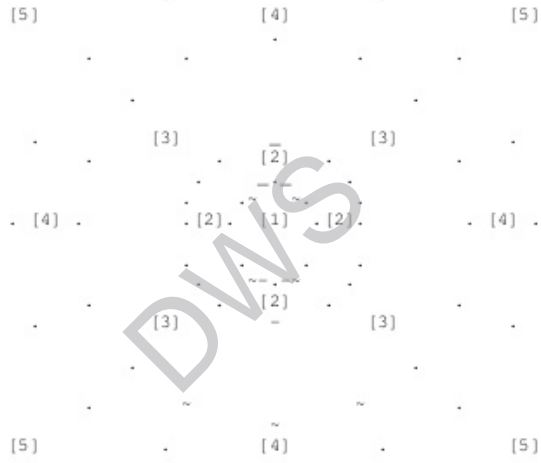
While the mere explosion from an atomic bomb is deadly enough, its destructive ability doesn't stop there. Atomic fallout creates another hazard as well. The rain that follows any atomic detonation is laden with radioactive particles. Many survivors of the Hiroshima and Nagasaki blasts succumbed to radiation poisoning due to this occurrence.

The atomic detonation also has the hidden lethal surprise of affecting the future generations of those who live through it. Leukemia is among the greatest of afflictions that are passed on to the offspring of survivors.

While the main purpose behind the atomic bomb is obvious, there are many by-products that have been brought into consideration in the use of all weapons atomic. With one small atomic bomb, a massive area's communications, travel and machinery will grind to a dead halt due to the EMP (Electro-Magnetic Pulse) that is radiated from a high-altitude atomic detonation. These high-level detonations are hardly lethal, yet they deliver a serious enough EMP to scramble any and all things electronic ranging from copper wires all the way up to a computer's CPU within a 50 mile radius.

At one time, during the early days of The Atomic Age, it was a popular notion that one day atomic bombs would one day be used in mining operations and perhaps aid in the construction of another Panama Canal. Needless to say, it never came about. Instead, the military applications of atomic destruction increased. Atomic tests off of the Bikini Atoll and several other sites were common up until the Nuclear Test Ban Treaty was introduced. Photos of nuclear test sites here in the United States can be obtained through the Freedom of Information Act.

-----  
- Breakdown of the Atomic Bomb's Blast Zones -  
-----



-----  
-----  
- Diagram Outline -  
-----  
-----

- [1] Vaporization Point  
-----  
Everything is vaporized by the atomic blast. 98% fatalities.  
Overpress=25 psi. Wind velocity=320 mph.
- [2] Total Destruction  
-----  
All structures above ground are destroyed. 90% fatalities.  
Overpress=17 psi. Wind velocity=290 mph.
- [3] Severe Blast Damage  
-----  
damage  
Factories and other large-scale building collapse. Severe  
to highway bridges. Rivers sometimes flow countercurrent.  
65% fatalities, 30% injured.  
Overpress=9 psi. Wind velocity=260 mph.
- [4] Severe Heat Damage  
-----  
to  
Everything flammable burns. People in the area suffocate due  
to the fact that most available oxygen is consumed by the fires.  
50% fatalities, 45% injured.  
Overpress=6 psi. Wind velocity=140 mph.
- [5] Severe Fire & Wind Damage  
-----  
Residency structures are severely damaged. People are blown  
around. 2nd and 3rd-degree burns suffered by most survivors.  
15% dead. 50% injured.  
Overpress=3 psi. Wind velocity=98 mph.

---

-----  
- Blast Zone Radii -  
-----  
[3 different bomb types]

---

-[10 KILOTONS]-	-[1 MEGATON]-	-[20 MEGATONS]-
Airburst - 1,980 ft	Airburst - 8,000 ft	Airburst - 17,500 ft
[1] 0.5 miles	[1] 2.5 miles	[1] 8.75 miles
[2] 1 mile	[2] 3.75 miles	[2] 14 miles
[3] 1.75 miles	[3] 6.5 miles	[3] 27 miles
[4] 2.5 miles	[4] 7.75 miles	[4] 31 miles
[5] 3 miles	[5] 10 miles	[5] 35 miles

---

-End of section 1-

-----  
**File courtesy of Outlaw Labs**



-----  
**II. Nuclear Fission/Nuclear Fusion**  
-----

There are 2 types of atomic explosions that can be facilitated by U-235; fission and fusion. Fission, simply put, is a nuclear reaction in which an atomic nucleus splits into fragments, usually two fragments of comparable mass, with the evolution of approximately 100 million to several hundred million volts of energy. This energy is expelled explosively and violently in the atomic bomb. A fusion reaction is invariably started with a fission reaction, but unlike the fission reaction, the fusion (Hydrogen) bomb derives its power from the fusing of nuclei of various hydrogen isotopes in the formation of helium nuclei. Being that the bomb in this file is strictly atomic, the other aspects of the Hydrogen Bomb will be set aside for now.

The massive power behind the reaction in an atomic bomb arises from the forces that hold the atom together. These forces are akin to, but not quite the same as, magnetism.

Atoms are comprised of three sub-atomic particles. Protons and neutrons cluster together to form the nucleus (central mass) of the atom while the electrons orbit the nucleus much like planets around a sun. It is these particles that determine the stability of the atom.

Most natural elements have very stable atoms which are impossible to split except by bombardment by particle accelerators. For all practical purposes, the one true element whose atoms can be split comparatively easily is the metal Uranium. Uranium's atoms are unusually large, henceforth, it is hard for them to hold together firmly. This makes Uranium-235 an exceptional candidate for nuclear fission.

Uranium is a heavy metal, heavier than gold, and not only does it have the largest atoms of any natural element, the atoms that comprise Uranium have far more neutrons than protons. This does not enhance their capacity to split, but it does have an important bearing on their capacity to facilitate an explosion.

There are two isotopes of Uranium. Natural Uranium consists mostly of isotope U-238, which has 92 protons and 146 neutrons (92+146=238). Mixed with

this isotope, one will find a 0.6% accumulation of U-235, which has only 143 neutrons. This isotope, unlike U-238, has atoms that can be split, thus it is termed "fissionable" and useful in making atomic bombs. Being that U-238 is neutron-heavy, it reflects neutrons, rather than absorbing them like its brother isotope, U-235. (U-238 serves no function in an atomic reaction, but its properties provide an excellent shield for the U-235 in a constructed bomb as a neutron reflector. This helps prevent an accidental chain reaction between the larger U-238 mass and its 'bullet' counterpart within the bomb. Also note that while U-238 cannot facilitate a chain-reaction, it can be neutron-saturated to produce Plutonium (Pu-239). Plutonium is fissionable and can be used in place of Uranium-235 (albeit, with a different model of detonator) in an atomic bomb. [See Sections 3 & 4 of this file.]

Both isotopes of Uranium are naturally radioactive. Their bulky atoms disintegrate over a period of time. Given enough time, (over 100,000 years or more) Uranium will eventually lose so many particles that it will turn into the metal lead. However, this process can be accelerated. This process is known as the chain reaction. Instead of disintegrating slowly, the atoms are forcibly split by neutrons forcing their way into the nucleus. A U-235 atom is so unstable that a blow from a single neutron is enough to split it and henceforth bring on a chain reaction. This can happen even when a critical mass is present. When this chain reaction occurs, the Uranium atom splits into two smaller atoms of different elements, such as Barium and Krypton.

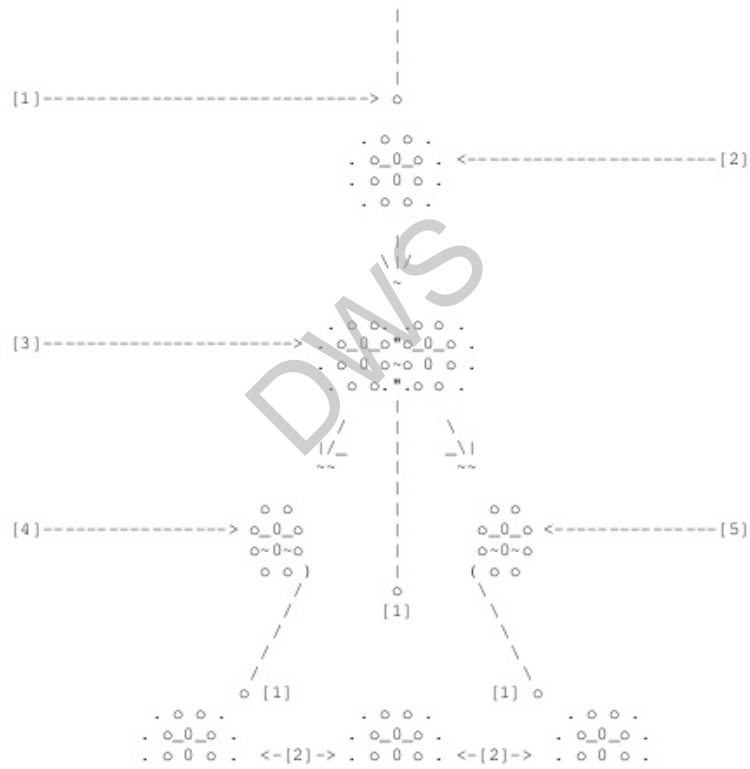
When a U-235 atom splits, it gives off energy in the form of heat and Gamma radiation, which is the most powerful form of radioactivity and the most lethal. When this reaction occurs, the split atom will also give off two or three of its 'spare' neutrons, which are not needed to make either Barium or Krypton. These spare neutrons fly out with sufficient force to split other atoms they come in contact with. [See chart below] In theory, it is necessary to split only one U-235 atom, and the neutrons from this will split other atoms, which will split more...so on and so forth. This progression does not take place arithmetically, but geometrically. All of this will happen within a millionth of a second.

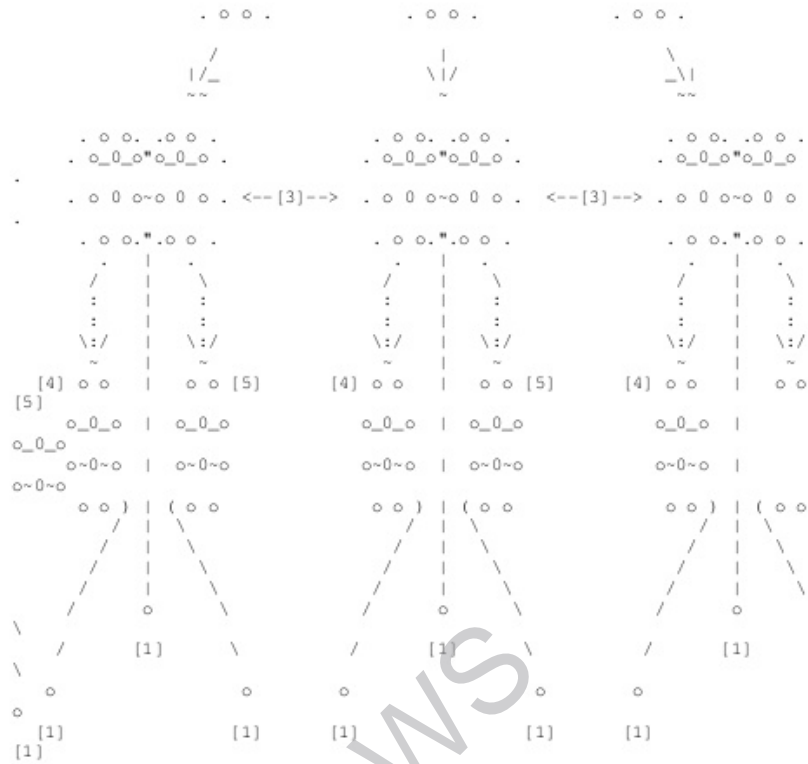
The minimum amount to start a chain reaction as described above is known as SuperCritical Mass. The actual mass needed to facilitate this chain reaction depends upon the purity of the material, but for pure U-235, it is 110 pounds (50 kilograms), but no Uranium is never quite pure, so in reality more will be needed.

Uranium is not the only material used for making atomic bombs. Another material is the element Plutonium, in its isotope Pu-239. Plutonium is not found naturally (except in minute traces) and is always made from Uranium. The only way to produce Plutonium from Uranium is to process U-238 through a nuclear reactor. After a period of time, the intense radioactivity causes the metal to pick up extra particles, so that more and more of its atoms turn into Plutonium.

Plutonium will not start a fast chain reaction by itself, but this difficulty is overcome by having a neutron source, a highly radioactive material that gives off neutrons faster than the Plutonium itself. In certain types of bombs, a mixture of the elements Beryllium and Polonium is used to bring about this reaction. Only a small piece is needed. The material is not fissionable in and of itself, but merely acts as a catalyst to the greater reaction.

- Diagram of a Chain Reaction -





- Diagram Outline -

- [1] - Incoming Neutron
- [2] - Uranium-235
- [3] - Uranium-236
- [4] - Barium Atom
- [5] - Krypton Atom

-----  
-End of section 2-  
-Diagrams & Documentation of the Atomic Bomb-  
-----  
**File courtesy of Outlaw Labs**  
-----

**III. The Mechanism of The Bomb**  
-----

**Altimeter**  
-----

An ordinary aircraft altimeter uses a type of Aneroid Barometer which measures the changes in air pressure at different heights. However, changes in air pressure due to the weather can adversely affect the altimeter's readings. It is far more favorable to use a radar (or radio) altimeter for enhanced accuracy when the bomb reaches Ground Zero.

While Frequency Modulated-Continuous Wave (FM CW) is more complicated, the accuracy of it far surpasses any other type of altimeter. Like simple pulse systems, signals are emitted from a radar aerial (the bomb), bounced off the ground and received back at the bomb's altimeter. This pulse system applies to the more advanced altimeter system, only the signal is continuous and centered around a high frequency such as 4200 MHz. This signal is arranged to steadily increase at 200 MHz per interval before dropping back to its original frequency.

As the descent of the bomb begins, the altimeter transmitter will send out a pulse starting at 4200 MHz. By the time that pulse has returned, the altimeter transmitter will be emitting a higher frequency. The difference depends on how long the pulse has taken to do the return journey. When these two frequencies are mixed electronically, a new frequency (the difference between the two) emerges. The value of this new frequency is measured by the built-in microchips. This value is directly proportional to the distance travelled by the original pulse, so it can be used to give the actual height.

In practice, a typical FM CW radar today would sweep 120 times per second. Its range would be up to 10,000 feet (3000 m) over land and 20,000 feet (6000 m) over sea, since sound reflections from water surfaces are clearer.

The accuracy of these altimeters is within 5 feet (1.5 m) for the higher ranges. Being that the ideal airburst for the atomic bomb is usually set for 1,980 feet, this error factor is not of enormous concern.

The high cost of these radar-type altimeters has prevented their use in commercial applications, but the decreasing cost of electronic components should make them competitive with barometric types before too long.

#### **Air Pressure Detonator**

-----

The air pressure detonator can be a very complex mechanism, but for all practical purposes, a simpler model can be used. At high altitudes, the air is of lesser pressure. As the altitude drops, the air pressure increases. A simple piece of very thin magnetized metal can be used as an air pressure detonator. All that is needed is for the strip of metal to have a bubble of extremely thin metal forged in the center and have it placed directly underneath the electrical contact which will trigger the conventional explosive detonation. Before setting the strip in place, push the bubble in so that it will be inverted.

Once the air pressure has achieved the desired level, the magnetic bubble will snap back into its original position and strike the contact, thus completing the circuit and setting off the explosive(s).

#### **Detonating Head**

-----

The detonating head (or heads, depending on whether a Uranium or Plutonium bomb is being used as a model) that is seated in the conventional explosive charge(s) is similar to the standard-issue blasting cap. It merely serves as a catalyst to bring about a greater explosion. Calibration of this device is essential. Too small of a detonating head will only cause a colossal dud that will be doubly dangerous since someone's got to disarm and

re-fit the bomb with another detonating head. (an added measure of discomfort comes from the knowledge that the conventional explosive may have detonated with insufficient force to weld the radioactive metals. This will cause a supercritical mass that could go off at any time.) The detonating head will receive an electric charge from the either the air pressure detonator or the radar altimeter's coordinating detonator, depending on what type of system is used. The Du Pont company makes rather excellent blasting caps that can be easily modified to suit the required specifications.

**Conventional Explosive Charge(s)**  
-----

This explosive is used to introduce (and weld) the lesser amount of Uranium to the greater amount within the bomb's housing. [The amount of pressure needed to bring this about is unknown and possibly classified by the United States Government for reasons of National Security]

Plastic explosives work best in this situation since they can be manipulated to enable both a Uranium bomb and a Plutonium bomb to detonate. One very good explosive is Urea Nitrate. The directions on how to make Urea Nitrate are as follows:

**- Ingredients -**  
-----

- [1] 1 cup concentrated solution of uric acid (C5 H4 N4 O3)
- [2] 1/3 cup of nitric acid
- [3] 4 heat-resistant glass containers
- [4] 4 filters (coffee filters will do)

Filter the concentrated solution of uric acid through a filter to remove impurities. Slowly add 1/3 cup of nitric acid to the solution and let the mixture stand for 1 hour. Filter again as before. This time the Urea Nitrate crystals will collect on the filter. Wash the crystals by pouring water over them while they are in the filter. Remove the crystals from the filter and allow 16 hours for them to dry. This explosive will need a blasting cap to detonate.



It may be necessary to make a quantity larger than the  
aforementioned  
list calls for to bring about an explosion great enough to cause the  
Uranium  
(or Plutonium) sections to weld together on impact.

#### **Neutron Deflector**

-----  
The neutron deflector is comprised solely of Uranium-238. Not only  
is  
U-238 non-fissionable, it also has the unique ability to reflect neutrons  
back  
to their source.

The U-238 neutron deflector can serve 2 purposes. In a Uranium  
bomb, the  
neutron deflector serves as a safeguard to keep an accidental  
supercritical  
mass from occurring by bouncing the stray neutrons from the 'bullet'  
counterpart of the Uranium mass away from the greater mass below it (and  
vice-  
versa). The neutron deflector in a Plutonium bomb actually helps the  
wedges  
of Plutonium retain their neutrons by 'reflecting' the stray particles  
back  
into the center of the assembly. [See diagram in Section 4 of this  
file.]

#### **Uranium & Plutonium**

-----  
Uranium-235 is very difficult to extract. In fact, for every 25,000  
tons  
of Uranium ore that is mined from the earth, only 50 tons of Uranium  
metal can  
be refined from that, and 99.3% of that metal is U-238 which is too  
stable to  
be used as an active agent in an atomic detonation. To make matters even  
more  
complicated, no ordinary chemical extraction can separate the two  
isotopes  
since both U-235 and U-238 possess precisely identical chemical  
characteristics. The only methods that can effectively separate U-235  
from  
U-238 are mechanical methods.

U-235 is slightly, but only slightly, lighter than its counterpart,

U-238. A system of gaseous diffusion is used to begin the separating process between the two isotopes. In this system, Uranium is combined with fluorine to form Uranium Hexafluoride gas. This mixture is then propelled by low-pressure pumps through a series of extremely fine porous barriers. Because the U-235 atoms are lighter and thus propelled faster than the U-238 atoms, they could penetrate the barriers more rapidly. As a result, the U-235's concentration became successively greater as it passed through each barrier. After passing through several thousand barriers, the Uranium Hexafluoride contains a relatively high concentration of U-235 -- 2% pure Uranium in the case of reactor fuel, and if pushed further could (theoretically) yield up to 95% pure Uranium for use in an atomic bomb.

Once the process of gaseous diffusion is finished, the Uranium must be refined once again. Magnetic separation of the extract from the previous enriching process is then implemented to further refine the Uranium. This involves electrically charging Uranium Tetrachloride gas and directing it past a weak electromagnet. Since the lighter U-235 particles in the gas stream are less affected by the magnetic pull, they can be gradually separated from the flow.

Following the first two procedures, a third enrichment process is then applied to the extract from the second process. In this procedure, a gas centrifuge is brought into action to further separate the lighter U-235 from its heavier counter-isotope. Centrifugal force separates the two isotopes of Uranium by their mass. Once all of these procedures have been completed, all that need be done is to place the properly molded components of Uranium-235 inside a warhead that will facilitate an atomic detonation.

Supercritical mass for Uranium-235 is defined as 110 lbs (50 kgs) of pure Uranium.

Depending on the refining process(es) used when purifying the U-235 for use, along with the design of the warhead mechanism and the altitude at which it detonates, the explosive force of the A-bomb can range anywhere from 1 kiloton (which equals 1,000 tons of TNT) to 20 megatons (which equals 20 million tons of TNT -- which, by the way, is the smallest strategic nuclear warhead we possess today. {Point in fact -- One Trident Nuclear Submarine carries as much destructive power as 25 World War II's}).

While Uranium is an ideally fissionable material, it is not the only one. Plutonium can be used in an atomic bomb as well. By leaving U-238 inside an atomic reactor for an extended period of time, the U-238 picks up extra particles (neutrons especially) and gradually is transformed into the element Plutonium.

Plutonium is fissionable, but not as easily fissionable as Uranium. While Uranium can be detonated by a simple 2-part gun-type device, Plutonium must be detonated by a more complex 32-part implosion chamber along with a stronger conventional explosive, a greater striking velocity and a simultaneous triggering mechanism for the conventional explosive packs. Along with all of these requirements comes the additional task of introducing a fine mixture of Beryllium and Polonium to this metal while all of these actions are occurring.

Supercritical mass for Plutonium is defined as 35.2 lbs (16 kgs). This amount needed for a supercritical mass can be reduced to a smaller quantity of 22 lbs (10 kgs) by surrounding the Plutonium with a U-238 casing.

To illustrate the vast difference between a Uranium gun-type detonator and a Plutonium implosion detonator, here is a quick rundown.

---

**[1] Uranium Detonator**  
-----

Concave. Comprised of 2 parts. Larger mass is spherical and  
Smaller mass is precisely the size and shape of the  
'missing' section of the larger mass. Upon detonation of  
conventional explosive, the smaller mass is violently injected and  
welded to the larger mass. Supercritical mass is reached, chain  
reaction follows in one millionth of a second.

**[2] Plutonium Detonator**  
-----



---

**Lead Shield**  
-----

The lead shield's only purpose is to prevent the inherent radioactivity of the bomb's payload from interfering with the other mechanisms of the bomb. The neutron flux of the bomb's payload is strong enough to short circuit the internal circuitry and cause an accidental or premature detonation.

**Fuses**  
-----

The fuses are implemented as another safeguard to prevent an accidental detonation of both the conventional explosives and the nuclear payload. These fuses are set near the surface of the 'nose' of the bomb so that they can be installed easily when the bomb is ready to be launched. The fuses should be installed only shortly before the bomb is launched. To affix them before it is time could result in an accident of catastrophic proportions.

---

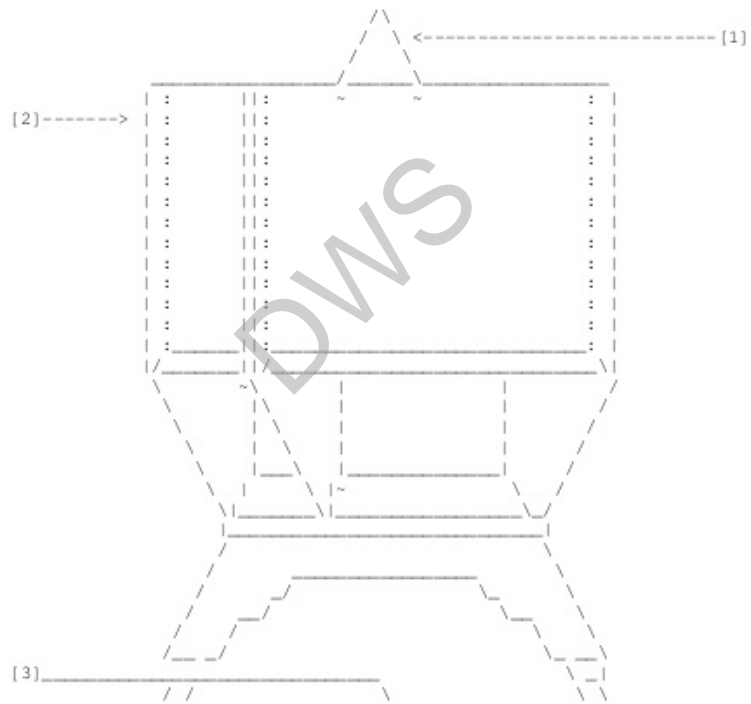
-End of section 3-  
-Documentation & Diagrams of the Atomic Bomb-

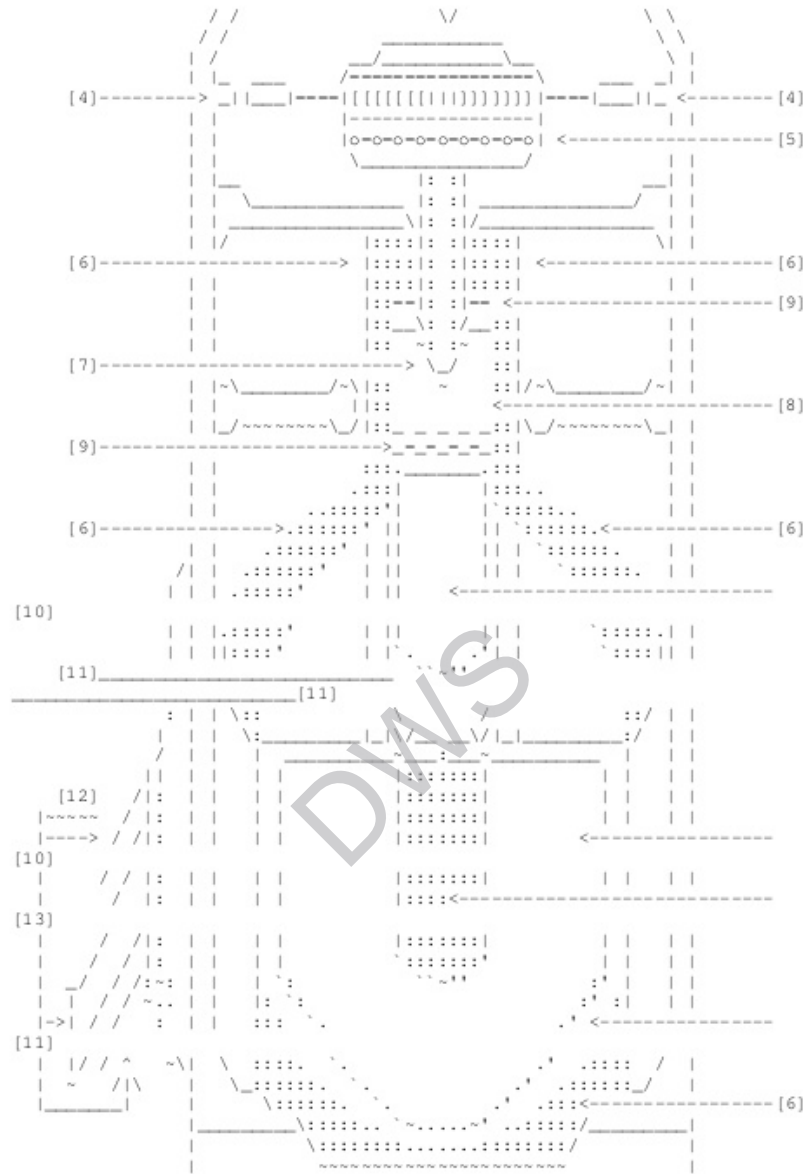
**File courtesy of Outlaw Labs**  
-----

IV. The Diagram of the Atomic Bomb

[Gravity Bomb Model]

-> Cutaway Sections Visible <-







-----  
 - Diagram Outline -  
 -----


- [1] - Tail Cone
- [2] - Stabilizing Tail Fins
- [3] - Air Pressure Detonator
- [4] - Air Inlet Tube (s)
- [5] - Altimeter/Pressure Sensors
- [6] - Lead Shield Container
- [7] - Detonating Head
- [8] - Conventional Explosive Charge
- [9] - Packing
- [10] - Uranium (U-235) [Plutonium (See other
- diagram)]
- [11] - Neutron Deflector (U-238)
- [12] - Telemetry Monitoring Probes
- [13] - Receptacle for U-235 upon detonation to facilitate supercritical mass.
- [14] - Fuses (inserted to arm bomb)

-----  
 - Diagram for Plutonium Bomb -  
 -----  
**[Gravity Bomb - Implosion Model]**  
 -----  
 -> Cutaway Sections Visible <-  
 -----









- Diagram Outline -

- [1] - Tail Cone
- [2] - Stabilizing Tail Fins
- [3] - Air Pressure Detonator
- [4] - Air Inlet Tube(s)
- [5] - Altimeter/Pressure Sensors
- [6] - Electronic Conduits & Fusing Circuits
- [7] - Lead Shield Container
- [8] - Neutron Reflector (U-238)
- [9] - Conventional Explosive Charge(s)
- [10] - Plutonium (Pu-239)
- [11] - Receptacle for Beryllium/Polonium mixture to facilitate atomic detonation reaction.
- [12] - Fuses (inserted to arm bomb)

Jeison Rubio

DWS